

NBT660-15

Ceiling Flat Panel TV Mount
Designed for 42"-63" flat panel TV

New Product

Feature:

Designed for 42"-63" flat panel TV
Full VESA compliance
Tilt angle : -5° / +15°
Swivel angle : ± 30°
Roll angle : ± 2.5°
The height of the TV is adjustable: (steep:50mm)
Material : SPCC seamless pipe
Mounting and installation hardware supplied

Weight capacity : 125 lbs (56.7 kg)

Finished : coating finished

Color : black

Package : Mount and hardware



Package size : 89.0 × 30.0 × 11.5cm (35.03" × 11.81" × 4.53")

Net weight : 16.16 lbs (7.33 kg)

Gross weight : 18.30 lbs (8.30kg)



Product specifications

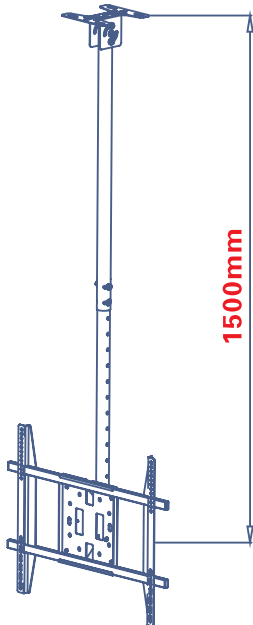
| Technical parameters | | |
|----------------------|----------|----------|
| A | 59.06" | 1500mm |
| B | 1.65" | 42.0mm |
| C | 1.54" | 39.0mm |
| D | 7.87" | 200mm |
| E | 3.94" | 100mm |
| F | 7.87" | 200mm |
| G | 19.69" | 500mm |
| H | 27.56" | 700mm |
| I | ± 2.5° | ± 2.5° |
| J | -5°/+15° | -5°/+15° |
| K | 5.92" | 150.4mm |
| L | 6.51" | 165.4mm |
| M | 4.74" | 120.5mm |
| N | ± 30° | ± 30° |



Ceiling Flat Panel TV Mounts

Our accessory NBP1800 or NBP2800 is the best option if you need a longer distance between projector and ceiling.

NBT660-15 + NBP1800:



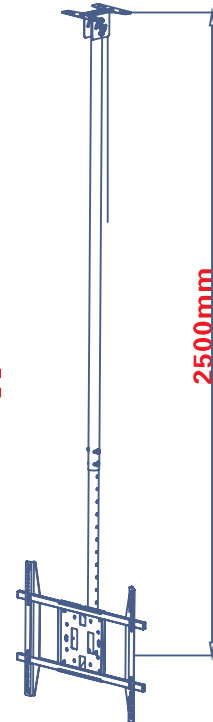
NBT660-15

+



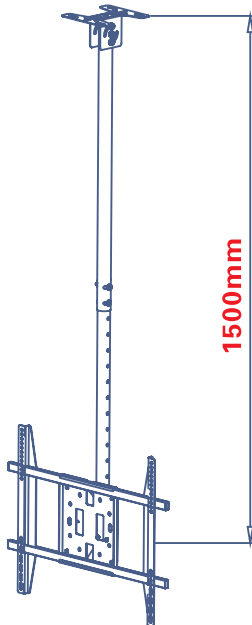
NBP1800

=



NBT660-15 + NBP1800

NBT660-15 + NBP2800:




NBT660-15

+



NBP2800

=



NBT660-15 + NBP2800

